




www.PhoneVolts.ie
28 North Lotts, Dublin 1, Ireland
Tel: 01 8728722
Email: info [AT] phonevolts.com

PhoneVolts is owned and operated by GSMsolutions.ie

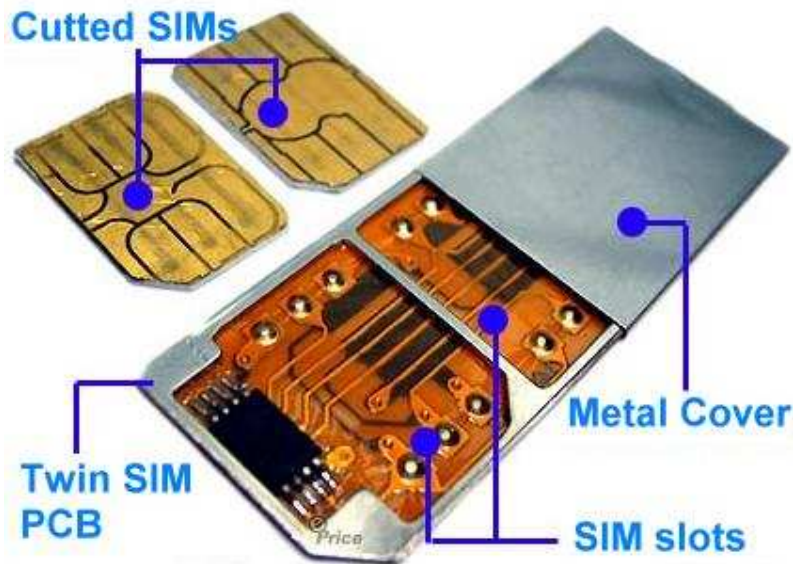


Twin SIM Card Adaptor - Use 2 SIM Cards in 1 Phone



This product is a must for any person who has two phone numbers. With this device you can use two SIM cards in one mobile phone. No more need to carry two mobile phones. Enjoy the freedom of two mobile numbers in one phone. Now you can take advantage of different networks offers allowing you the freedom of two contracts/pay as you go deals with only one handset.

You can use two different network SIM cards or of the same. Ideal for the business person with a personal and company phone. Once the twin SIM is inserted into your phone a new menu magically appears, you can then enter into the menu and take advantage of all the amazing functions the dual SIM has to offer. You will need to trim your SIM card which takes just minutes, all templates and instructions included. Please see our help guides and instructions at the end of this page.



Features:

Compatible with all GSM mobile phones.
Compatible with all SIM cards* (*see notes below)
SIM card versions - comp V1, V2 and V3 supported.
Self-set or auto-switching function.
Set to switch between SIM cards at set times/intervals.
Save money by easily alternating between two different price plans.
Use 2 different networks to save money.
Display SIM1 or SIM2 on screen (ID number editable).
Display the phone number of the active SIM on screen
Economical & convenient, enjoy the freedom of two numbers.
Ultra slim design with advanced IC guarantees stable performance.
This new digital dual SIM uses the latest digital IC chip.
Save money by easily alternating between two different price plans.
Change the active SIM card on the phones menu .
Switch between 2 cards directly, no need to turn your phone off.
No need to change the cover or back of your phone.
You can program a call divert to receive calls on both lines.
Change lines quickly when the signal is weak.

Notes:

Not recommended for use with PDA's or 3G (USIM) SIM cards.
Does not work with handsets older than approximately 6 years.
You can use your SIM cards again as normal by using one of the two plastic templates supplied. To use just one SIM card in the dual SIM, simply place you card into slot one.
We recommend removing the PIN number from your SIM cards; this will enable the device to switch between SIM cards quicker.

Important:

If you want to use your dual SIM with two different networks, e.g. Vodafone and o2 for instance, your phone will need to be SIM free (unlocked) so it will accept both networks. If you just want to use two from the same network your phone does not need to be unlocked. To have your phone unlocked visit www.GsmSolutions.ie


for more details. Up to 50% discount on unlocking when you purchase this product

Troubleshooting:


In some mobile phones the card holder has transverse direction and will hide the SIM card, in this case, when assembling SIM cards, please use the standard metal cover that has 8 bulges to avoid difficulty when inserting or removing the dual SIM.

If you get "Insert SIM" message when the dual SIM is in your phone this usually means the SIM cards do not have a good enough contact which can be solved by following these steps. Ensure you use the metal sleeve with the bumps on as this gives the best contact. Clean the SIM card contacts with a rubber. Ensure that the SIM cards are in the holder square aligning up with the contact properly. Use the foam strip which is supplied which helps to apply pressure down on the SIM cards therefore improving the contact.

Screenshot of dual SIM card menu in a Nokia 6230i:



Screenshot of dual SIM card menu in a Nokia 3100 & 3120:

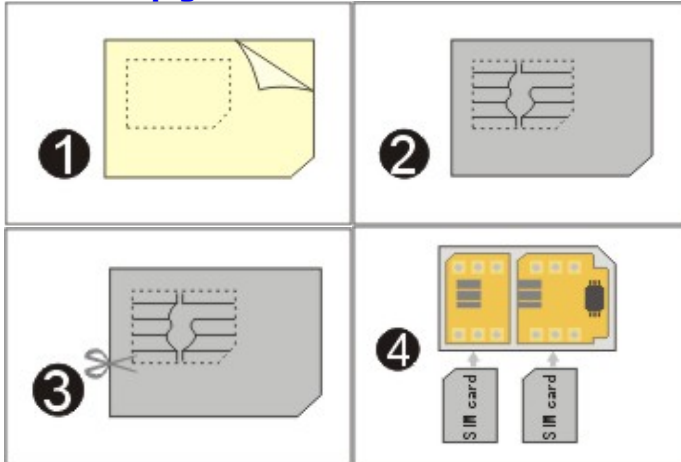


Fitting instructions:

1. Take out transparent sticker template.
2. Put transparent sticker template on the back of SIM Card.
3. Cut the SIM card following the dot line with sharp blade.
4. Cut the other SIM card by the same way.
5. Slide the metal sleeve off the dual SIM and place the 2 SIM cards
6. Slide the metal cover back on
7. Insert the dual SIM card into your phone.

8. You can now proceed to operate the dual SIM through the special menu.

Visual help guide:



Images of contents:

